

Statistics on animals used for research in 2012

The [2012 figures](#) were released on July 16 2013 at the Science Media Centre. They show an eight per cent increase in the number of procedures conducted. This has been largely driven by a 22% increase in the number of breeding procedures to produce genetically modified animals, primarily mice. Excluding these procedures, the number involving normal animals decreased by 2%.

Headline figures:

- 4,033,310 animals used in 2012
- Around half of experiments (48%) were breeding procedures to produce a GM or HM mouse
- Over 97% of animals used were mice, rats, birds and fish;
- Dogs, cats and primates made up 0.14% of animals used in 2012;
- 48% of experiments were conducted by universities and medical schools, 27% was conducted by industry
- No animals are used for [cosmetics testing](#)
- No animals were used to test finished household cleaners in 2012
- It is [illegal](#) to use great apes or wild-caught primates
- It is [illegal](#) to use an animal if there is an alternative

The following graph shows how the number of, mainly breeding, procedures involving GM mice has been rising as more traditional procedures continue to decline.

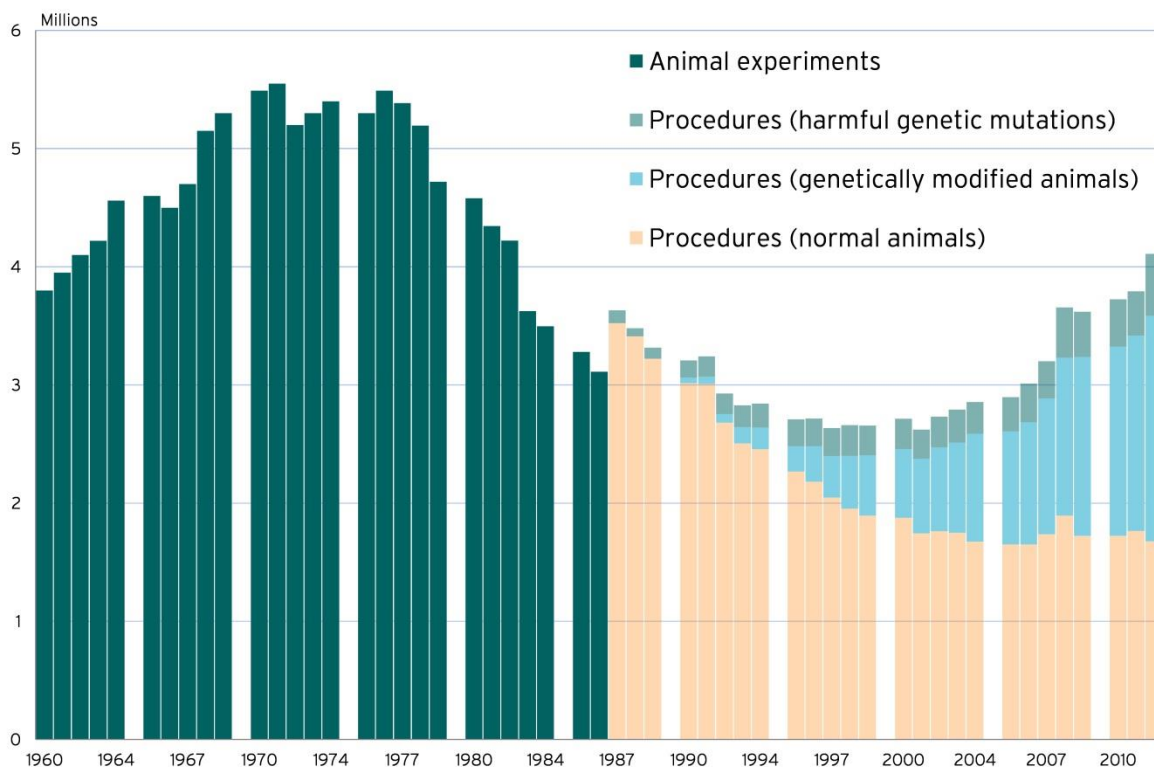
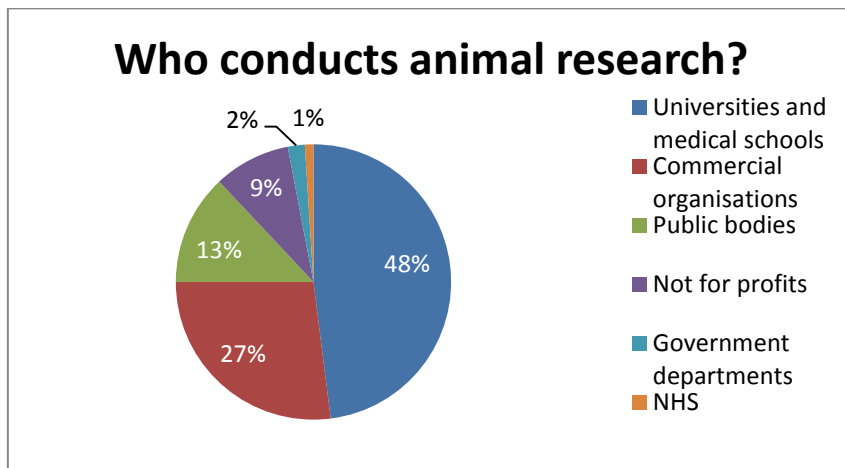
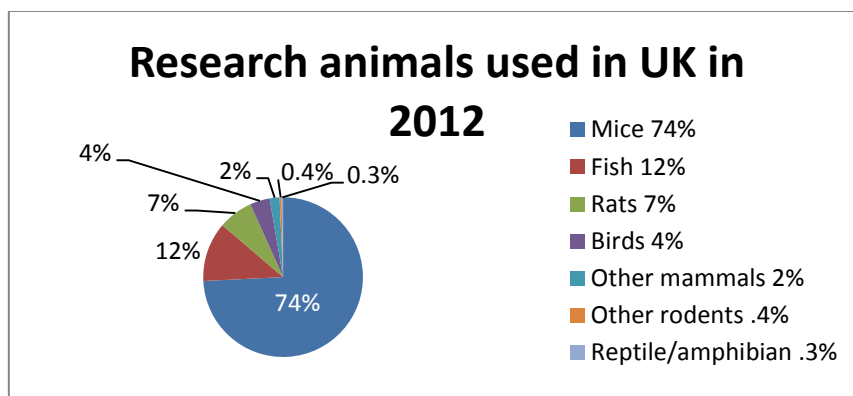


Table 19 in the annual statistics shows which organisations conduct animal research. These numbers tend not to vary a great deal year-to-year, with universities and medical schools once again conducting the vast majority of research.



Animal research primarily involves mice, fish, rats and birds.



The use of primates in animal research has been in a general decline in recent years. The small numbers of animals used mean that a small increase in numbers reads as a significant percentage increase. The increase from 1,459 used in 2011 to 2,186 in 2012 is expressed as a 22% increase.

Numbers of primates used 1998 -2012

